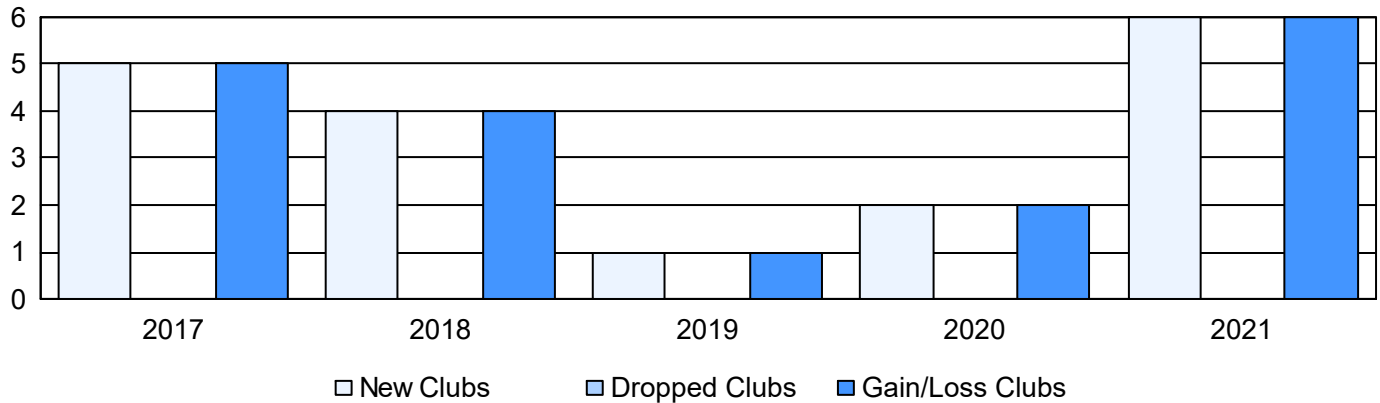
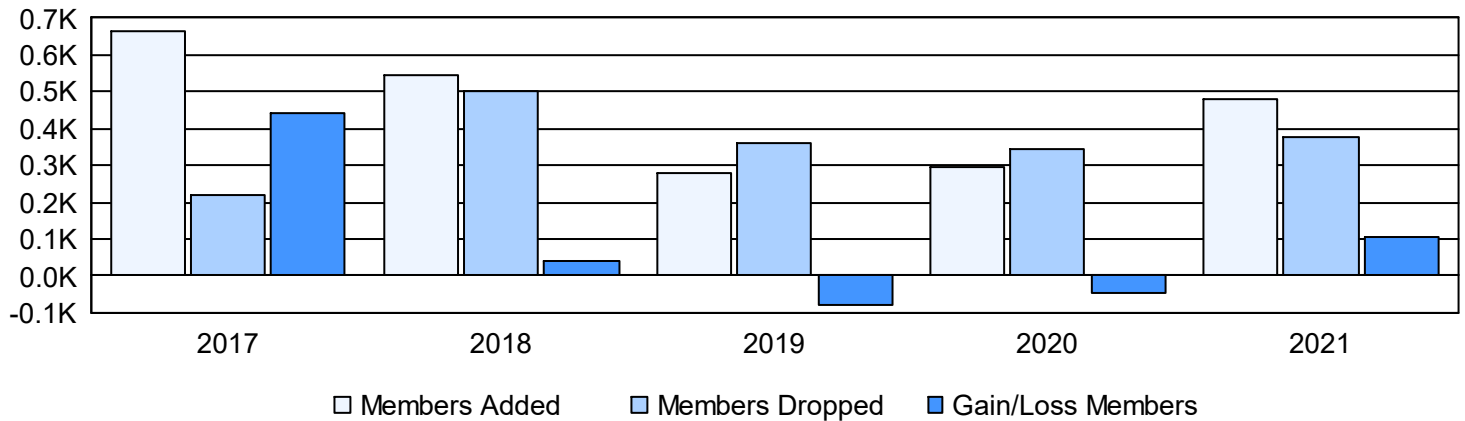


Year	New Clubs	Dropped Clubs	Gain/ Loss Clubs	New Members	Charter Members	Reinstate Members	Transfer Members	Total Member Added	Total Members Dropped	Gain/ Loss Members
2016-2017	5	0	5	496	139	22	5	662	221	441
2017-2018	4	0	4	392	139	9	4	544	504	40
2018-2019	1	0	1	186	47	27	19	279	358	-79
2019-2020	2	0	2	238	43	11	4	296	342	-46
2020-2021	6	0	6	290	172	15	4	481	376	105
Average	4	0	4	320	108	17	7	452	360	92

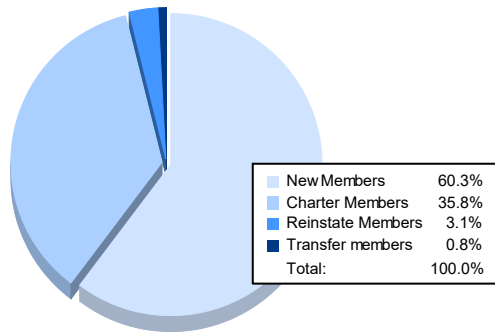
Clubs



Members



Membership Composition June 2021 Cumulative



Gender Composition June 2021 Cumulative

